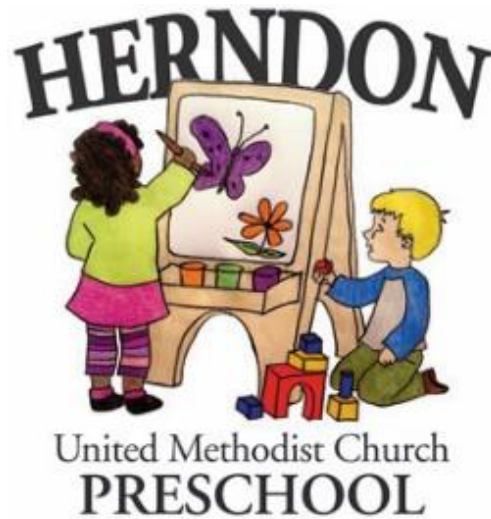


Parent Handbook



Educating Young Minds in Herndon for over 25 Years

701 Bennett Street
Herndon, Virginia 20170
703-435-5688
Fax: 703-435-3863

herdonumcpreschool@gmail.com

www.herdonumcpreschool.com

Table of Contents

Our Program.....	3
Philosophy	3
Curriculum	3
Typical Daily Schedule	4
Lunch Bunch	4
Communication.....	4
Toilet Training.....	5
Clothing	5
Discipline.....	6
Staff	7
Child Abuse and Neglect/Shaken Baby/Abusive Head Trauma	7
Licensing	7
Insurance	8
Registration.....	8
Fees and Payments	8
Scholarships	8
Withdrawals, Extended Leave, and Refunds	9
Termination Policy	9
Forms and Documentation.....	10
Snack and Food Allergy Procedures.....	10
Food Allergies.....	11
When to Keep a Child Home.....	11
Child Becomes Sick at School	12
Communicable Diseases	13
Health Check.....	13
Pandemic Outbreak.....	13
Sunscreen and Insect Repellent.....	13
Emergency Procedures.....	13
Emergency Preparedness.....	14
Inclement Weather and Delayed Openings.....	14
School Pictures	14
Social Media	14
Pets.....	14
School Bags.....	15
Parent Participation.....	15
Facility	15
Carpool	15
Carpool Procedures	15
Carpool Map	17
Appendix A: Emergency Preparedness.....	18
Appendix B: Covid Addendum.....	24
Appendix C: 2-year-old Addendum.....	25

Our Program

HUMC Preschool welcomes 2–5-year-old children without regard to race, color, creed, or religion. The school year runs from September through May, 9:00 am – 12:30 pm (with an optional extended Lunch Bunch Day until 2:00), and generally follows the Fairfax County Public School calendar. Children must be toilet trained, except for our 2-year-old classes.

Philosophy

Preschool children develop in many ways, including physically, cognitively, socially, emotionally, and spiritually. At Herndon United Methodist Church Preschool, the goal is to provide a safe and nurturing environment, giving each child the room, the guidance, and the encouragement to develop confidence through active participation in carefully designed activities. There will be opportunities to play and learn; to be curious creatively; to feel success through achievement in an atmosphere of faith, hope and love.

Goals

To emphasize the importance of relationships with peers, teachers, staff, and other adults by:

- learning to share and work in a group setting
- promoting, modeling, and supporting appropriate social behaviors
- feeling care and acceptance from his/her peers

To focus on a healthy self-image, a sense of worth, and providing the security children need by:

- promoting their creativity and self-expression
- supporting children in experiencing success and developing self-confidence
- helping children develop self-control and independence

To prepare each child for future learning experiences socially, cognitively, emotionally, physically, and spiritually by:

- making a successful transition from home to school
- developing an interest and joy for learning
- learning through their senses through developmentally appropriate activities

To experience the environment around them and to better understand their place in it by:

- feeling success through achievements in an atmosphere of faith, hope, and love
- honoring the many cultures our Preschool welcomes
- becoming active participants in their Preschool community

Curriculum

Our curriculum is developmental using a thematic approach including, but not limited to the following areas: social and emotional development; language; literacy; mathematics; science; creative arts; and health and physical development. Based on these areas we apply many approaches to learning in a great variety of creative, developmentally appropriate activities that are planned and implemented in a safe, stimulating, and nurturing environment. Teachers individualize their classroom curriculum to the age group and specific needs of their students.

Typical Daily Schedule

Morning Meeting	Calendar, weather, songs, sharing, stories, classroom jobs, discussion of theme
Centers	Blocks, manipulatives, dramatic play, library, writing, easel painting, sensory table, science, music, listening, art, etc.
Project Time	Small group or one-to-one activity to develop fine motor, language, and cognitive skills
Snack	Each child shares in the fun of being the “snack passer” when it is his/her turn to provide the class with a healthy snack.
Playground	Outdoor playground or indoor activity room or gym if weather does not permit outdoor play
Art Garden	Weekly, open-ended play nature-based art and music activities in our outdoor classroom
Monthly Story Time	Christian based monthly stories with the church staff
Lunch Bunch	An optional program that allows the student to stay until 2:00, eat their brought from home lunch, and play with friends.

Lunch Bunch

Lunch Bunch is an optional program that requires advance registration and payment. Lunch Bunch will be offered every day beginning the first full week of school. It offers the opportunity for your child to stay until 2:00 PM, eat lunch, and play with friends. Lunch is brought from home. Space is limited, with sign-ups offered on an annual, semi-annual, monthly, or weekly/drop-in basis. If you are signing up for a weekly or drop-in, you must contact the Preschool office to confirm availability.

Lunch Bunch Registration Forms are posted on our website, and pricing is dependent on when you register. If you choose to register for Lunch Bunch, complete the registration form and send it to the Preschool office with payment. If you are signed up for ACH, you can elect to pay your Lunch Bunch fees automatically by writing ‘use ACH’ on your form.

Refunds or credits will not be given for absences. If we are closed because Fairfax County Public Schools are closed for inclement weather, we will offer a credit for another Lunch Bunch session if available. Prorated refunds will only be given for families who are withdrawing from the Preschool program, have given a 30-day notice, and all other financial obligations have been met.

Communication

HUMC Preschool encourages open communication between staff, parents, and the Director. There will be an opportunity for you to schedule parent-teacher conferences in the Fall and Spring. In addition, a parent may request a conference anytime during the year. While we strive for open communication,

arrival and departure times are not appropriate times for Parent/Teacher conversations. If there is an urgent situation that you feel would be beneficial for your teacher to know before the start of the school day, please notify the Preschool office and we will be sure to relay the message.

Teachers will use email as a primary way to communicate with families. Monthly calendars and weekly or biweekly updates will be sent. Paper copies of calendars will also be sent home. During the school day, teachers have limited access to communication devices. Should you need to get a message to a teacher during the day, please contact the main Preschool office. During the week please allow at least 24 hours for staff to return messages or answer emails. Over weekend and holidays, please allow 24 hours after the return to school.

To reduce our thumbprint on the earth, HUMC Preschool communicates mainly via email and postings on our website. Please be sure we have your correct email address and notify us of any changes. We are happy to provide paper copies to those who request them.

It is our policy to only send home information related to HUMC Preschool or HUMC. We are unable to send home information from outside sources. HUMC has many activities which may be of interest to our preschool families. If you would like to be added to the Church email distribution, please send an email to the church office at office@herndonumc.org.

Toilet Training

Children must be in underwear (not pull ups) and be able to handle their own bathroom needs to be considered toilet trained. Toilet-trained children are expected to be able to do the following on their own:

- Decide when they need to use the toilet
- Get their body onto the toilet
- Pull down and up own pants/skirt/underwear
- Wipe/clean with toilet paper
- Have sufficient "aim" to keep clothing and floor dry

Because children should be able to independently pull up and down their pants, please be sure they wear clothing that they can manage themselves. Elastic waist bands are encouraged. Difficult buttons, overalls, and belts are discouraged.

We expect that three and four-year-old children will have occasional accidents. Teachers will keep a record of the accidents, inform the family of them, and discuss with the family what might be causing them. If accidents continue to occur, a meeting may be scheduled to discuss goals and suggest prevention methods that can be put into place. If excessive accidents continue to occur, the child cannot remain enrolled. Families will have the option of paying to hold the space to complete the toilet training process.

Clothing

Washable play clothes that can get dirty are ideal for Preschool. Each class has playground time daily, so please keep the outside temperature in mind when dressing your child for the day. **Please send appropriate outdoor wear for the season, such as hats, hooded jackets, and mittens.** Students should also wear suitable, closed toe shoes for outdoor play. *(We discourage cowboy boots, clogs,*

backless shoes, and sandals). Umbrellas are not allowed for safety reasons. We request that jewelry remain at home, as it tends to get lost or broken. A change of clothing for every season should be kept at school (shorts, pants, t-shirt, long sleeved shirt, socks, several pair of underwear). **Please label all items of clothing clearly with your child's name.**

Discipline

At Herndon United Methodist Church Preschool, our discipline policy is based on our belief that positive interactions between adults and children is essential. Children develop good self-concepts, problem solving abilities, and self-discipline when adults and others communicate with them in a positive and understanding manner. Our discipline methods include:

- Adults model positive behavior. We show that we can accept, control, and express feelings in direct and non-aggressive ways; we let children know that we are not afraid of their intense emotions and will not punish, threaten, or withdraw from them.
- Teachers design the physical environment to minimize conflict. We provide multiples of toys and materials for groups of children, define classroom and outdoor areas clearly to allow for both active and quiet play.
- Teachers maintain age-appropriate expectations for children's behavior. We attempt to minimize waiting and transition times and limit the length of large group and teacher-directed activity times according to children's developmental levels.
- Teachers establish simple rules, or expectations, for the classroom community. Children participate in this process early in the school year. When issues arise, adults and children reference the shared rules.
- Adults closely observe and supervise children's activities and interactions. With our high ratios of adults to children and our emphasis on attentive observation, we can often intervene to guide children before situations escalate.
- Adults help children verbalize their feelings, frustrations, and concerns. The staff will help children describe problems, generate possible solutions, and think through logical consequences for their actions.

A child may be taken to the Preschool Office for a brief time if he/she has difficulty regaining control or remains extremely disruptive. If the child cannot regain control, a parent will be called, and the child will be sent home for the day. Unacceptable forms of discipline include any action that causes physical or emotional harm to a child or adult.

Staff

Staff members are carefully selected for their previous teaching experiences, early childhood education background, and dedication to the unique needs of the young child. All staff participate in continuing education classes to stay current on best practices.

The continuity of HUMC Preschool's staffing is important for children, families, and the school's team. Teachers are assigned to a specific classroom. Substitute teachers provide necessary coverage within a specific room as needed to cover staff absences and unexpected emergency situations. This provides the opportunity for teachers to develop relationships with the children and other teachers. All staffing assignments are based on the school's needs.

Child Abuse and Neglect/Shaken Baby/Abusive Head Trauma

Child abuse is the mistreatment or neglect of a child. The abuse may come from many sources including parents, siblings, and caregivers outside the home. The injury or harm done to children in today's society is of great concern to us all. Child abuse may take the form of physical, verbal, emotional, and sexual abuse. Our staff is trained to recognize any abuse and also to help to prevent Shaken Baby Syndrome/Abusive Head Trauma. Staff will be trained to recognize the potential signs and symptoms and learning strategies for coping including a crying or distraught child. As part of our licensing requirements, our staff are trained annually in child abuse and neglect reporting. The school staff has a moral and legal responsibility to protect children from suspected abuse.

Licensing

HUMC Preschool is licensed under the *Commonwealth of Virginia Code of Licensing* by the Department of Social Services. Based on licensing:

- The Preschool ensures that there will be an EMAT (Emergency Medication Administration Training) certified person on the premise during school hours, allowing for the administration of prescribed and non-prescribed medication. Most of the staff is EMAT certified, allowing for the administration of emergency injections of epinephrine. It is the goal of the Preschool to certify all new staff members in EMAT as soon as possible. The EMAT training received was approved by the Virginia State Board of Nursing and meets all VA Dept. of Social Service Requirements.
- Staff receive CPR (Cardiopulmonary Resuscitation) & Rescue Breathing training
- Staff receive First Aid training and Daily Health Observation training
- All staff are screened for Tuberculosis
- All staff are required to obtain 16 hours of continuing education each year
- Criminal Record Finger Printing and Child Abuse/Neglect registry checks are conducted on all employees
- The Preschool meets fire, safety, health and building codes
- Staff-child ratios requirements are met
- Record keeping requirements are maintained to provide a safe and secure environment
- Staff qualifications are documented
- The Preschool complies with all requirements for equipment and materials as mandated by the VA Dept. of Social Services
- The Preschool is subject to announced and unannounced visits by licensed staff within the Department of Social Services
- Any teacher employed in a private school who has reason to suspect that a child is an abused or

neglected child, shall report the matter immediately to the local Department of the County or City wherein the child resides or wherein the abuse or neglect is believed to have occurred or to the Department's toll-free child abuse and neglect hotline.

- Our center stresses the importance of protecting the rights and privacy of children, their families, and our teachers. The practice of maintaining the confidentiality of verbal information and written records is a basic policy of our center. This practice is in accordance with one of the primary ethical principles of professional behavior in early childhood settings.
- If you have a concern and feel that you have not received satisfactory results from the HUMCP staff and administration, you may call the Department of Social Services of the Commonwealth of Virginia at 703-934-1505.

Insurance

HUMC Preschool has liability insurance.

Registration

Current students, alumni and members of Herndon United Methodist Church have priority registration. Priority registration for these children begins in late January or early February for the coming school year. Following the priority registration, a lottery registration is held to fill any remaining openings for the coming school year and will continue throughout the year if space is available.

Fees and Payments

Standard annual fees include:

1. Application fee
Not refundable if class placement has been made.
2. Advanced Tuition
The Advanced Tuition payment is due no later than May 1st prior to the start of the school year (unless enrolling after that date, then it is due immediately). This payment will be credited to your May tuition. If this payment is not received, your child's place in the Preschool will be forfeited.
3. One-time Activity Fee
Nonrefundable fee due with your September tuition payment.
4. Monthly tuition, September through April
Tuition payments received after the 1st, or past the first day of the month your child attends, will incur a \$25 late fee.

How to make payments:

1. Sign up for ACH automatic payments
2. Check to HUMC Preschool
3. Cash

If you are not using the automatic payment system, you may drop your payment in the secure drop box by the Preschool entry, place in your child's school bag, or mail to 701 Bennett St., Herndon, VA 20170.

Additional information about fees:

- Siblings will receive a discount on the Application fee and the monthly tuition.
- There will be a \$25 charge for any returned check.
- We reserve the right to assess a \$25 fee, per occurrence, for children who are repeatedly not picked up on time.
- If your child is withdrawn from the program during the school year for any reason, and you wish to reenroll him/her, there will be a \$100 reenrollment fee.

Scholarships

A scholarship program is available for those in need of financial assistance. Please contact the Preschool Director for information.

Withdrawals, Extended Leave, and Refunds

You must provide written notice of any intent to withdraw or take an extended leave. Without written notice, any type of refund will be voided.

Withdrawals

Before July 1 st	Full refund of Advanced Tuition.
After July 1 st , but prior to the start of the school year	No refund.
After the start of the school year, and prior to March 1 st	A thirty-day period will still incur charges. Advanced Tuition may be applied to cover this charge.
March 1 st and after of the school year	You will be responsible for 30 days of tuition and will also forfeit the Advanced Tuition.

Extended Leave

With notification to the school	Tuition must be paid to retain the child's place.
Without notification to the school	The Preschool reserves the right to begin termination procedures after 2 weeks. If termination occurs, 30 days of tuition from the termination date is due and Advanced Tuition will be forfeited.

Termination policy

It is Herndon United Methodist Church Preschool's policy to review continued enrollment at the Preschool. If the experience is no longer positive for the child or the Preschool, we reserve the right to restrict attendance or terminate enrollment if the situation cannot be resolved.

Forms and Documentation

All forms are available on our website www.herndonumcpreschool.com.

The following forms are required for your child to be ready for school:

- Application
- Contract
- On-line Registration and Emergency Health
- Proof of Identity

ORIGINAL Birth Certificate or Passport presented to a HUMC Preschool office staff member. Due to licensure, we need to see the original copy. We do not keep originals or copies on file. If you are a returning student and we have already verified identity, you do not need to provide this again.

- Virginia School Entrance Health Form

For returning students who have already submitted this form, it is only required if there are updates.

Additional forms that may be required:

- HUMC Preschool Medication Administration Form

Required if your child needs to have medication at school (i.e., requires an EpiPen). Detailed instructions are included with the form.

Optional forms:

- ACH for automatic payments (recommended)
- Lunch Bunch

Snack and Food Allergy Procedures

Herndon United Methodist Church is a nut free building. All snacks are to be free of nuts and nut products. Please read ingredients carefully. It is our policy to not serve a snack that lists any nut as an ingredient or that states it is processed in a plant that processes any nut products.

Snacks are provided by the child/parent about twice per month for his/her class only. Teachers will prepare a monthly snack calendar for each class. An age-appropriate grace will be said before snack each day. To give the children the energy they need for our long school day, we ask that each snack sharer send in two different snack items on their snack day. **Due to COVID-19 each item needs to be prepackaged and not homemade or prepared at home.** Listed below are snack suggestions in two different categories. We ask that one snack item be selected from category one, and the other item from category two. These suggestions are meant to be helpful rather than restrictive. Please feel free to be creative and to use your own ideas and favorites. It is important to remember that this is your chance to send a **healthy snack** that your child would like to eat. We do **require** that the snacks are healthy unless it is your child's birthday. Please be sure to include enough snack for each child to enjoy. The Preschool provides water, cups, utensils, and napkins each day. See examples of healthy, safe, individually packaged snacks below.

Snack 1		Snack 2	
Applesauce	Fruit cups	Crackers	Popcorn
Dried fruit	Bananas	Pretzels	Muffins
Apples	Raisins	Animal crackers	Biscuits
Yogurt	Celery	Veggie straws	Cheez-its
String cheese	Carrots	Goldfish	Graham crackers

Birthdays

Teachers will arrange the snack schedule so that each child may bring a special snack to celebrate his/her birthday. **Party invitations and goodie bags may not be sent into school by parents for distribution to classmate when celebrating birthdays or other holidays.**

Parties and special occasions

Classes will have special events throughout the year, and some may involve parent helpers. Your child's teacher will provide information about special events and if help or items are needed. Please check with your child's teacher before sending food or materials into the classroom. It is our school policy that we will not send any outside food items home with children.

Nut free foods

We will not serve a food that lists any nut as an ingredient or that states it is processed in a plant that processes any nut products as this can be a potentially life-threatening situation for a child with a nut allergy. Please read ingredient labels carefully and avoid peanuts, tree nuts, peanut butter, nut oils, and nut traces. A food that does not contain nuts in its ingredients may be processed in a plant that processes foods that do contain nuts, which causes cross-contamination. Cross-contaminated foods are inappropriate for persons with nut allergies. For children with food allergies, strict avoidance is the only way to prevent an allergic reaction. If your child brings in a snack labeled that it has nuts or is manufactured in a plant that processes any nut products, we will have to send that snack back home with your child and an alternative snack will be served. Label reading can save lives. As food allergies become more common, we must do all we can to provide our students with a safe learning environment. With your help, we will achieve this goal.

Food Allergies

At HUMC Preschool, any child with a food allergy that necessitates having an emergency epinephrine (such as EpiPen) must bring his or her own snack to school. Even though all parents are asked to provide snacks that are free of nuts, we cannot be positive that they will always be safe foods. If desired, parents can provide two kinds of snacks for their allergic child, one for regular snacks days and another snack for special days, such as birthdays or holidays. These snacks can be sent in daily or provided in advance and kept in the child's classroom. In addition, the classroom teachers may do special food related activities periodically. For an allergic child to eat or touch these foods, the child's parent can be present and must provide the allergy free ingredients for their child. The classroom teacher will make every effort to exclude a food that any child in her class is allergic to when planning cooking or other classroom activities. We feel this policy is the best way we can protect the children of our Preschool. A list of students with allergies will be posted in each classroom to avoid potential exposure by visitors to the classroom. If you do not want your child's information posted, please notify the office in writing.

When to Keep a Child Home

The guidelines that follow are designed to tell you when your child must stay home from school. However, if your child feels unwell, is uncomfortable, and cannot participate in class, the HUMC Preschool staff will send your child home even if fever, vomiting, or other significant symptoms are not present. For the safety of our community, children who have been ill should not return to school until they are 100% symptom free for the specified period as indicated in the guidelines. If a child comes back to school too soon, he or she will be sent home. We know children are eager to return to their friends, but it is hard to learn when they are still tired and feeling unwell. We will look forward to welcoming your child back when they are fully well!

Illnesses Guidelines:

If your child feels unwell, we may call you to pick up your child even if these guidelines are not met.

1. Fever- Your child must be fever free without the use of fever-reducing medication and have no other symptoms for 24 hours before returning to school. A fever is a temp over 100
2. Vomiting – Any occurrence of vomiting will result in your child being sent home. Your child must be able to keep food and liquids down for 24 hours and have no other symptoms before returning to school.
3. Diarrhea – Any occurrence of diarrhea will result in your child being sent home. Your child must be diarrhea free with no other symptoms for 24 hours before returning to school.
4. Strep Infection or on an antibiotic – Your child must be on a prescribed antibiotic for 24 hours and be symptom free for 24 hours before returning to school. If unmedicated, the child's health care provider must provide written documentation stating the child is not contagious and is able to attend school.
5. Conjunctivitis or Pink Eye – When a child has red eyes or eyes with drainage, they are required to see their doctor and have the condition diagnosed and treated for 24 hours before returning to school.
6. Rashes – Any rash on your child that is unidentifiable will be required to be diagnosed by your physician. If the rash is contagious, we require that your child be treated for a minimum of 24 hours or the amount of time that your physician prescribes before returning to school.
7. Runny nose/coughing – If a child has a green, gunky nasal discharge they must stay home. If your child is uncomfortable and unable to participate in class, regardless of other symptoms, they should stay home.
8. Earache, red eyes, and sore throat – A child should be kept home if they exhibit any of these symptoms. If any of these symptoms develop during the school day, they will be sent home.
9. Head lice – If live lice or nits are discovered you must notify the preschool office. A child who has head lice may not return to school until the child has been treated with an appropriate head lice treatment and is nit free.
10. New medications – to be aware of any adverse reaction, please keep your child home for 24 hours before sending them to school when they are taking a new medication.
11. *Please inform your child's teacher of any allergies your child has so we can accurately observe symptoms.

Child Becomes Sick at School

The Preschool staff has been trained in Daily Health Observations. At arrival, teachers are assessing children to determine if there is cause for additional attention. Cold-like symptoms, rashes, temperature, etc. will all be assessed and re-evaluated throughout the day if necessary

If your child becomes sick at school, a staff member will take care of them until you have arrived. The school will first call parents at home and/or at work. If parents cannot be reached, we will call the emergency contacts that you provided

Communicable Diseases

All communicable diseases (i.e., chickenpox, fifth disease, hand-foot-mouth disease, strep throat, lice, influenza, COVID-19, etc.) should be reported to the office as soon as possible. We follow the recommendations of the Communicable Disease Reference Chart for School Personnel provided by the Virginia Department of Health regarding exclusion and admission to school.

Health Check

You may be asked some health-related questions before leaving your child in our care. If your child has a fever or other symptoms at drop-off, they will not be allowed to attend school until they are symptom free for the specified period in the guidelines. You must not use fever-reducing medications before bringing your child to school. So that we can track the presence of illness within the school, if your child is sick, you must contact the office to inform us of your child's symptoms. This allows us to be aware of illnesses occurring in our student population.

Pandemic Outbreak

The Preschool will follow the *Fairfax County Pandemic Response Plan* if the need arises. If all county schools are closed, Herndon United Methodist Preschool will also close. The Preschool will also close, if the number of ill students at Preschool exceeds 20% or if an appropriate teacher/student ratio cannot be maintained. If HUMC Preschool is closed, school days will not be made up.

Sunscreen and Insect Repellant

We will not apply sunscreen or insect repellant to a child. If a parent wishes to have these applied to their child, they should apply them before coming to school.

Emergency Procedures

In the case of serious medical emergency (such as unconsciousness, broken bones, serious cuts, foreign objects in eye, nose, ear, etc.), the following procedures will be followed:

1. Call 911 and ask for ambulance. (One staff member remains with the child, while another staff member makes the call, when possible.)
2. Alert the Preschool Office Staff.
3. Call the parent.
4. Pull health and emergency forms from file in office. These forms will accompany the child to the hospital. Be sure to inform another staff member which hospital the child is being taken to so that this information can be conveyed to parents.
5. The staff member who knows the child best will remain with the child and ride to the hospital with the child, unless the parent has arrived and feels that it is unnecessary. The staff member will stay at the hospital until a parent arrives and feels comfortable being left.
6. Notify the Preschool with an update of the situation as soon as possible.
7. Upon return to the Preschool, the staff member will complete an accident report and give it to the Director.

When a less serious injury occurs, parents will be notified by phone or written note, depending upon the degree of injury.

Emergency Preparedness

HUMC Preschool will do everything in its power to protect your children should an emergency occur. Your child's safety and well-being are of utmost importance to the staff at HUMC Preschool. We will make decisions based on the knowledge provided by our community of professionals but welcome any thoughts or suggestions you may have to offer for our consideration. Our complete Emergency Preparedness Manual is available in the Preschool office for anyone wishing to review it. Please see Appendix A of this handbook for our Emergency Preparedness Plan, including evacuation routes.

Inclement Weather and Delayed Openings

We typically follow the Fairfax County Public School schedule for closings due to inclement weather, however the final decision is at the Director's discretion. Fairfax County schedule changes due to inclement weather are broadcast on most major radio stations, local network TV stations and Fairfax County School TV (cable TV – Channel 21). You can also sign up for the Fairfax County Public School Keep in Touch Service, which delivers email messages to you regarding school closings and delays. To sign up for this service, visit www.fcps.edu and click on the "Keep In Touch" button.

HUMC Preschool will make every effort to email families when we have a change in our schedule. In general, here is the schedule we will follow:

Fairfax County Public Schools	HUMC Preschool
Closed	Closed
2-hour delay	1-hour delay (10:00 AM start) 12:30 regular dismissal
2-hour early release	Regular hours

It is our policy NOT to make up days lost due to inclement weather. However, should the number of days be excessive, holiday and/or year-end schedules may be adjusted, based on availability.

School Pictures

All children will have an opportunity to have their school pictures taken during the school year. The purchase of individual or class pictures is optional. In addition to school pictures, photographs are taken throughout the year during the school day and at special events. Occasionally, pictures may be used in classroom photo albums, slideshows, school promotional material, school website or our Facebook page. When using photos of our children, names will not be used to identify them. **If you do not want your child's picture to be taken or used for any of these purposes, please notify the Preschool office in writing.**

Social Media

For the safety and well-being of the whole Preschool community, please use discretion and do not use the name of the Preschool or the names of other children when sharing photos or information online.

Pets

Due to insurance regulations, pets are not allowed at school.

School Bags

Each child will receive one tote bag from the school. Encourage your child to carry it to school each day to bring home papers and projects. Children may bring toys to school only on his/her designated sharing day. Sharing days will start later in the school year, with procedures in place to keep materials clean. Please do not allow your child to bring weapon-oriented toys and articles to Preschool. Please do not send hand sanitizer in or attached to your child's school bag.

Parent Participation

Parents are encouraged to participate in the child's Preschool experience. The staff looks forward to developing a partnership with parents to create unity and continuity in the child's life. Parents may assist by helping in the classroom or office and by sharing their individual talents and interests in many other ways. We welcome and encourage all parents to be active in our Preschool Parent Association (PPA). The PPA organizes special events for the children and Preschool parents and assists with Preschool activities. Unfortunately, due to space limitations, we are not always able to invite siblings to Preschool events. Please check with your child's teacher before bringing siblings to a Preschool event.

Classroom Parents: Each class will have a designated Classroom Parent(s). This parent will be the Preschool Parent Association (PPA) representative to the class and will help to coordinate PPA activities. The Classroom Parent will attend the PPA meetings in order to share information with their class. The parent may be asked to coordinate other activities by the classroom teacher. Teachers will ask for a volunteer(s) for this position at the beginning of the school year.

Facility

Herndon United Methodist Church built its original building in 1987. The addition to HUMC was built in 2006 and houses the Sawyer Education Center consisting of a library and church classrooms, the Doe Fellowship Hall, and a kitchen. The Preschool occupies thirteen of the classrooms in the original building with occasional use of other rooms in both buildings. There will be no more than 140 children occupying the facility at one time. Preschool doors will be kept locked at all times. This policy has been instituted for the safety and protection of our Preschool children. Though our doors are physically locked, we retain our "open door" policy. When coming into the Preschool, parents will need to press the call button located outside the Preschool main entrance and a staff member will let you in.

Carpool

We encourage all parents to use the carpool drop off, as it has been designed for the safety of our children as well as your convenience. To maintain a smooth flow of traffic, carpool will begin 5 minutes before the start and close of each session. Please familiarize yourself with the carpool procedures and map prior to the start of school.

Carpool Procedures

Arrival For the safety of preschool parents, church staff, and visitors, we request that everyone using the Carpool Drop Off/Pick-Up System enter the Bennett Street parking lot using the entryway closest to Dranesville Road. Once you've entered the parking lot, please be sure to **reduce your speed to no more than 10 miles per hour** until exiting the parking lot. For the safety of the children and others in carpool

line, please end all cell phone conversations once you have entered the carpool line. Please follow the curb along the sidewalk in front of the church to the driveway entrance that leads to the back of the building. Follow the driveway around the building to the set of double doors at the back of the building, which is the Preschool entrance (look for the Preschool sign). A staff member will assist your child in exiting your car. PLEASE DO NOT ALLOW CHILDREN TO LEAVE YOUR CAR UNTIL A STAFF MEMBER IS THERE TO ASSIST THEM.

If carpool has been completed, you must walk your child to the door, ring the call button, and wait for a staff member. Please remember that the school day begins at 9:00 am. If there are extenuating circumstances that prevent your child from arriving on time, please let his/her teacher know. Please make every effort to arrive at school on time.

Departure You will be given a card with your "carpool number". When you get in the pickup line, have your "carpool number" visible. A staff member will bring your child to your car. At arrival and departure, please put your car in park before your child gets in or out of the car. Afternoon (dismissal) carpool begins at 12:25.

We must be able to load and unload children through a car door on the right-hand side. For safety reasons, we will not be able to load children into the left side or rear doors of any vehicle. **IT IS UNSAFE FOR THE CHILDREN TO BE WALKING AROUND THE CARS. During carpool, our driveway is a one way, single-file line. Please do not pass any other cars waiting in carpool line.**

Any child remaining at the end of carpool dismissal will be brought to the Preschool office to wait to be picked up. The pickup person must ring the call button and come to the office to pick up the child. We reserve the right to assess a \$25 fee per occurrence for children who are repeatedly not picked up by school dismissal time.

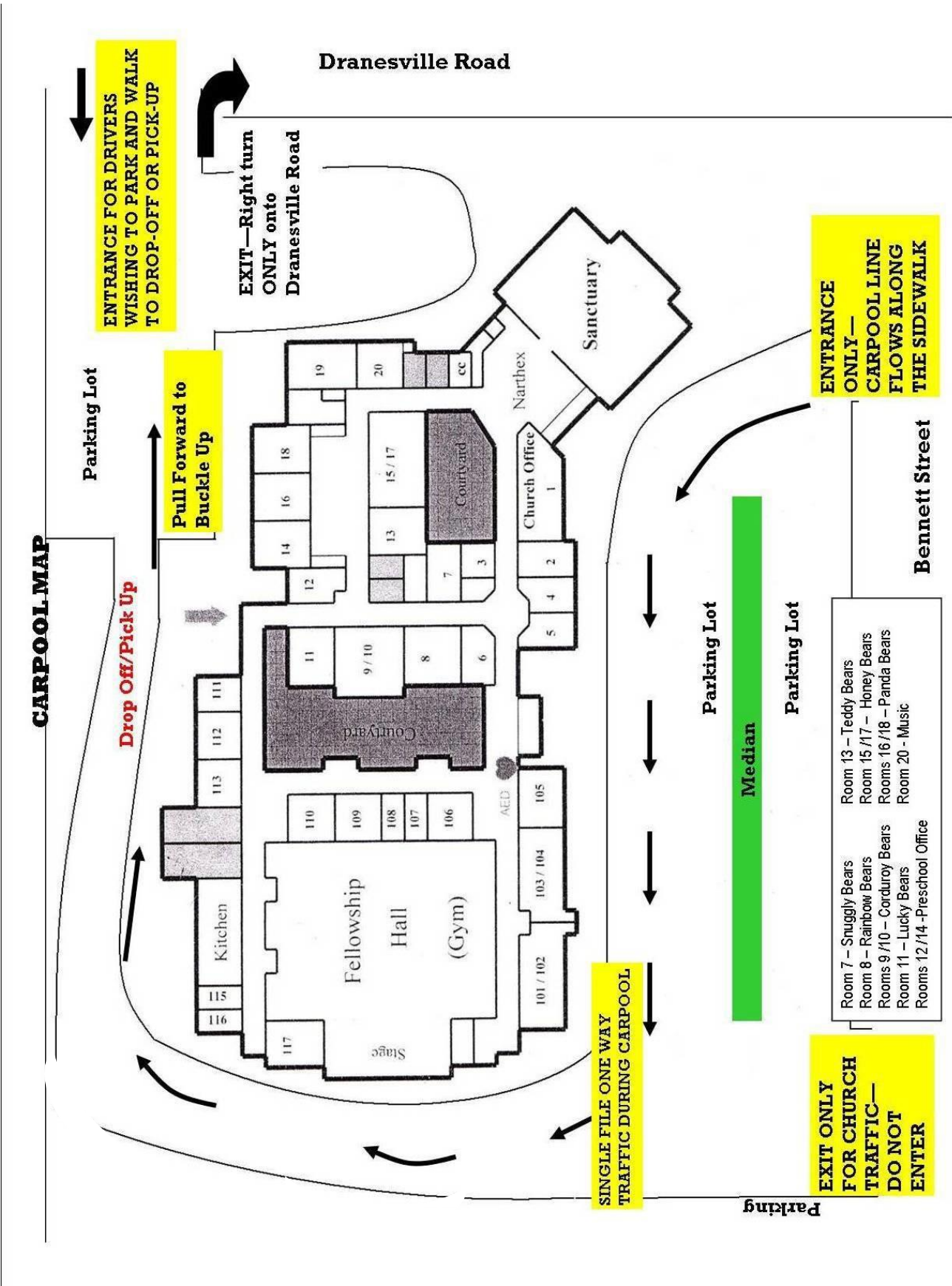
When not using the Carpool System For the safety of those using the carpool system, we request that anyone wanting to walk their child to or from school enter and exit through the back parking lot (Dranesville Road) and not drive past the cars waiting in carpool line. If you choose to walk your child into or out of the Preschool, please park and then carefully cross the parking lot in the designated crossing area to the sidewalk so as not to interfere with the cars in the carpool line. Do not cross directly in front of or in between cars in carpool line. Children must be walked all the way to the Preschool doors and turned over to a Preschool staff member. Please do not let your child walk themselves to the door. When walking to pick up your child, please come to the sidewalk in front of the handicap parking spaces with your carpool number visible. Your child will be brought outside to join you.

*If you need to pick up your child early from school, we ask that you arrive before 12:15

Changes in Pick Up Routine When someone other than your regular carpool person will be picking up your child, you must notify us in writing. Your child will only be released to persons you have authorized in writing on your Registration Form/Emergency Care Form, or written notice and identification will be required from these persons.

If you have any questions regarding any policy of the HUMC Preschool outlined in this handbook, please contact the Preschool Office at herndonumcpreschool@gmail.com or call (703) 435-5688.

Carpool Map



Appendix A

Emergency Preparedness Plan

HUMC Preschool staff will do everything in our power to protect your children in an emergency. The Preschool Emergency Preparedness Manual is our guide in responding to emergencies. Our complete Emergency Preparedness Manual is available in the Preschool Office for parents to view. In addition to the Emergency Preparedness Plan, the Manual also includes a staff emergency contact list, a student emergency contact list, responsibility charts for emergency scenarios, letters of agreement with emergency evacuation sites, and information from the Northern Virginia Regional Commission Guide to Emergency Preparedness, FEMA, the American Red Cross, and Centers for Disease Control and Prevention.

All staff members will receive annual training on the Preschool Emergency Preparedness Plan prior to the start of the school year, and practice drills will be held monthly to familiarize staff and children with our procedures. The plan will be reviewed annually and updated if necessary.

We are prepared to respond to many different types of emergency scenarios. The major response plans are Evacuation of the Building, Severe Weather/Natural Disaster Shelter, Lockdown, and Shelter in Place.

I. Evacuation of the Building:

A. Non-Emergency Evacuation of the Building:

Possible Scenarios: Loss of Power, Loss of Water, Weather Conditions

- If a non-emergency evacuation of the building is required, teachers and assistant teachers will be notified by office staff.
- Email and/or text message will be sent to all preschool families as soon as safely possible. Emergency updates and announcements will be posted on our website – www.herndonumcpreschool.com when possible.
- Teachers will notify the parents of the children in their class by using their cell phones, when possible.
- Assistant Teachers will supervise the children while parents are being contacted.
- An orderly dismissal will take place from the Preschool's main entrance.
- Children will remain in their classrooms with the Lead Teacher and Assistant Teachers.
- The office staff will collect children from classrooms and walk them to their cars as their parents arrive.

B. Emergency Evacuation of the Building:

Possible Scenarios: Fire, Gas Leak, Bomb Threat, Chemical Spill

If emergency evacuation of the building is required, a constant, steady alarm will sound. At this point:

- All walkie-talkies should be tuned to channel 1
- Teachers will take an immediate head count.
- The lead teacher (or designated trained staff member) will take the class's emergency backpack and lead their students in an orderly fashion to the designated meeting place (see attached evacuation routes). The last teacher out of the room will turn off the lights and close the classroom door. Once at the meeting place, teachers will take a second head count and distribute emergency ID badges.
- The Assistant Emergency Director will take a roll call of classes to ensure all children and all staff are present.
- If the building may not be re-entered in a timely manner, we will evacuate beyond the school property.

- Email and/or text message will be sent to all preschool families as soon as safely possible. Emergency updates and announcements will be posted on our website – www.herndonumcpreschool.com as soon as possible.

Evacuation of the Building Beyond the School Property:

If we need to move beyond the school property to protect the safety of the children, we will either:

- Evacuate on foot to our nearby alternative shelter, The Children's Place, or
- Evacuate by car to our more distant alternative shelter, Herndon Community Center.

The most appropriate plan of action will be decided by the Emergency Director (Preschool Director/ Designee) based on the nature of the emergency and the advice of local emergency officials.

a. Evacuation on Foot Beyond the School Property

Alternative Shelter: The Children's Place, 860 Dranesville Road

- If the instructions are given to evacuate the property on foot, teachers will lead their students as directed in an orderly fashion from the meeting place to The Children's Place, where we will begin contacting parents. Identification may be required to pick up a student. HUMC Preschool staff will stay at The Children's Place until all students are picked up.

b. Evacuation by Car Beyond the School Property

Alternative Shelter: Herndon Community Center, 814 Ferndale Ave

- If the instructions are given to evacuate the property by car, the lead teacher in each class will distribute emergency contact packets, one for each staff member.
- The students will be assigned in advance to a specific staff member for evacuation purposes. All children having medication at school will be assigned to the lead teacher (or a designated staff member trained to administer medication), who will take the backpack containing the medications.

I. Evacuation of the Building:

1. Evacuation of the Building Beyond the School Property:

b. Evacuation by Car Beyond the School Property

- The emergency contact packets will consist of the Authorization for Emergency Treatment forms, a class emergency contact list, staff emergency report, a student emergency contact list, a copy of the Emergency Preparedness Plan, and map/directions to Herndon Community Center.
- Each staff member will transport their designated students by private vehicle to Herndon Community Center.
- Once assembled there, the staff will begin notifying parents of the evacuation and await pickup of students by the parents. Identification may be required in order to pick up a student. HUMC Preschool staff will stay at the Herndon Community Center until all students are picked up. (See map)

II. Severe Weather/Natural Disaster Shelter:

Possible Scenarios: Tornado, Derecho, Earthquake

If it is necessary for the Preschool to provide a severe weather shelter to protect the safety of the children, **no one will be allowed out of or into the Preschool building until the danger has passed.** The Emergency Director will sound an alarm which will consist of several quick sound bursts with a pause between each burst (different from an evacuation alarm). The teachers will know that this alarm notifies them to listen to their classroom two-way radios for directions. At this point:

- All walkie-talkies should be tuned to channel 1.
- One classroom teacher will do an immediate roll call.

1. If the instructions are given to report to the bad weather shelter:
 - The lead teacher (or designated trained staff member) will take the class's emergency backpack and lead their students in an orderly fashion to the designated meeting place (see attached evacuation routes). The last teacher out of the room will turn off the lights and close the classroom door. Once at the meeting place, teachers will take a second head count and distribute emergency ID badges. Students will be instructed to duck & tuck until the all clear is given.
 - The Assistant Emergency Director will take a roll call of classes to ensure all children and all staff are present.
 - Staff and students will remain in the duck and tuck position until the threat has passed and the all clear signal is given.
2. If the instructions are given Drop, Cover & Hold:
 - One classroom teacher will close their windows and doors.
 - Students will be instructed to move away from windows & furniture.
 - Students and staff will drop to the ground, cover their heads, move under tables if possible, and hold on to tables if possible.
 - Communication with the classrooms will be through the school walkie-talkie system.
 - Classes will remain in their rooms in the drop, cover, hold position until the all-clear is given.

III. Lockdown:

Possible Scenarios: Intruder, Terrorism

If it is necessary for the Preschool to go on Lockdown to protect the safety of the children, **no one will be allowed out of or into the Preschool building until the danger has passed.** The Emergency Director will sound an alarm, which will consist of several quick sound bursts with a pause between each burst (different from an evacuation alarm). The teachers will know that this alarm notifies them to listen to their classroom walkie-talkie for directions. At this point:

- All two-way radios should be tuned to channel 1
- One classroom teacher will do an immediate roll call.
- If the instructions are given to lockdown:
- Walkie-talkies should be turned off immediately.
- The teachers will lock, close and cover their classroom windows and doors.
- Teachers will move children away from doors and windows and take measures to cover and conceal with tables or other available items.
- Communication with classrooms will be through personal phone text message.
- Classes will remain in their rooms until the all-clear signal is given by the Preschool Office

IV. Shelter in Place:

Possible Scenarios: Chemical or Biological Hazard

If it is necessary for the Preschool to Shelter in Place to protect the safety of the children, **no one will be allowed out of or into the Preschool building until the danger has passed.** The Emergency Director will sound an alarm, which will consist of several quick sound bursts with a pause between each burst (different from an evacuation alarm). The teachers will know that this alarm notifies them to listen to their classroom two-way radios for directions. At this point:

- All walkie-talkies should be tuned to channel 1
- One classroom teacher will do an immediate roll call. If the instructions are given to report to the activity room:
 1. The lead teacher (or designated trained staff member) will take the class's emergency backpack and lead their students in an orderly fashion to the activity room. The last teacher out of the room will turn off the lights and close the classroom door. Once at the meeting place, teachers will take a second head count and distribute emergency ID badges.

2. The Assistant Emergency Director will take a roll call of classes to ensure all children and all staff are present.
3. Staff and students will remain in the activity room until the threat has passed and the all clear signal is given.

For all indoor emergency situations, if a class is not in their classroom at the time of the emergency/drill, the class should quickly report to the following locations based on their current location:

If Class is in:	Class should report to:
Activity Room	Preschool Office/Classroom
Fellowship Hall/Gym	Room 109
Playground	Children's Place*
Sanctuary	Children's Place*

*If it is not safe to return to the building; otherwise, follow radio instructions.

Essential Items Stored in Classroom Emergency Backpacks:

- Emergency Medications
- Emergency Contact Packets containing the Authorization for Emergency Treatment forms, a class emergency contact list, staff emergency report, a student emergency contact list, a copy of the Emergency Preparedness Plan, and map/directions to Herndon Community Center
- Snacks for children with allergies

Supplies in HUMC Preschool Evacuation Kit:

- Battery powered radio with fresh batteries and spare batteries
- Walkie-talkies with spare batteries
- First Aid Kit
- Flashlights with spare batteries
- Baby wipes, Clorox wipes, latex gloves
- Tissues
- Blankets
- HUMC Preschool Emergency Preparedness Manual, including Staff and Student Emergency Reports
- Authorization for Emergency Treatment forms

Supplies Stored At School For Shelter In Place:

- Bulk Food enough for 120 children and 20 adults for up to 24 hours*
- 2 gallons of water per classroom (kept in classroom)
- An additional 2 gallons of water in Activity Room
- Plastic Sheeting and Duct Tape
- Corded telephone

*Children with food allergies will be asked to bring a small supply of snacks (labeled with their name) to be kept with the classroom emergency backpack.

How To Stay In Touch and Informed:

Everyone needs to stay as informed as possible through the emergency broadcast system on the radio or television. It is recommended that every home have a battery-operated radio that can be tuned to a local news station (such as WTOP 103.5 FM) to receive general information concerning major local emergencies.

In the event of an emergency requiring evacuation from the building, parents will be contacted to pick up their children. In the event of an emergency evacuation from the preschool property, parents will be notified as soon as possible of their child's location. Additionally, we will place a message on the preschool's answering machine about our actions.

Emergency Phone Numbers:

HUMC Preschool: 703-435-5688

Herndon United Methodist Church: 703-707-6271

Emergency Director 24- Hour Phone Numbers: 843-425-6730; 571-309-1045

Methods of Communication During Emergencies:**Inside School Building:**

1. School walkie-talkies
2. Staff Cell Phones (numbers listed on Staff Emergency Report distributed to each staff member)
3. Email and/or text message will be sent to all preschool families as soon as safely possible.
Emergency updates and announcements will be posted on our website – www.herdonumcpreschool.com as soon as possible.

Outside School Building:

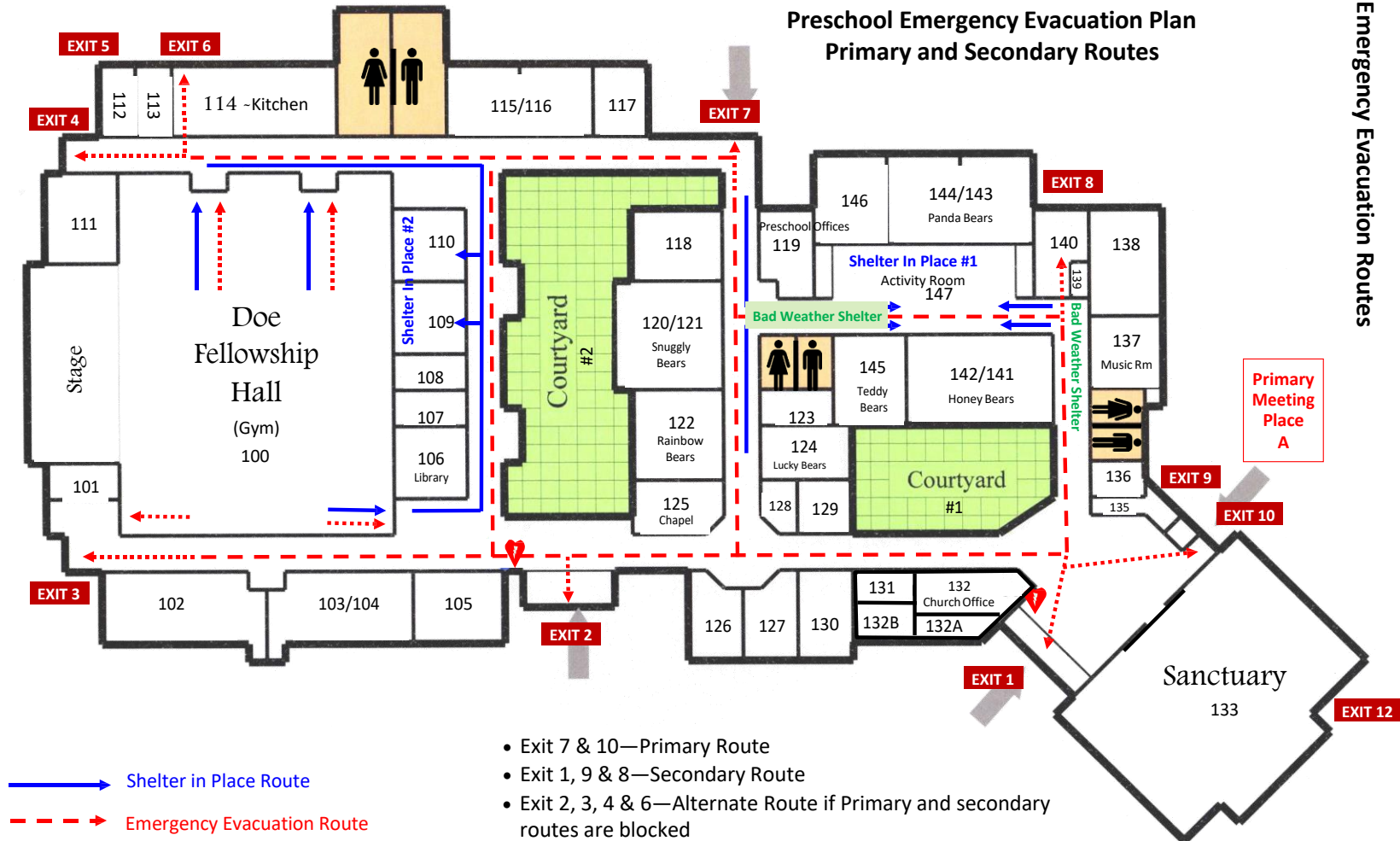
1. School walkie-talkies
2. Staff Cell Phones (numbers listed on Staff Emergency Report distributed to each staff member)
3. Leave information message on Preschool answering machine by remote access
4. Email and/or text message will be sent to all preschool families as soon as safely possible.
Emergency updates and announcements will be posted on our website – www.herdonumcpreschool.com as soon as possible.

HUMC Preschool Established Line of Authority

1. Director/Emergency Director I
2. Office Administrator/Assistant Emergency Director
3. Lead Teachers
4. Assistant Teachers

Preschool Emergency Evacuation Plan Primary and Secondary Routes

Emergency Evacuation Routes



02/23/2022

COVID-19 Specific Health Information

Due to the changing COVID-19 situation, we must all take precautions to protect our community from illness and be flexible with our procedures. We will follow best practices as outlined by the CDC and the Fairfax County Health Department when making decisions surrounding our COVID policies. **These are subject to change at any time.**

- We will follow State and Local regulations regarding reporting of COVID cases.
- Children, regardless of vaccination status, may be asked to stay home after an exposure to COVID.
- Children will be required to stay home if they have received a positive COVID diagnosis.
- We may require a negative COVID test before returning to school for an exposure or positive diagnosis.
- Families must inform the Preschool via email if they have had a positive COVID diagnosis or exposure for a student or any member of the immediate family.
- If your child is showing any symptoms relating to COVID, we appreciate if they remain home until the symptoms have subsided, and possibly a negative COVID test has been rendered.
- Children who are showing symptoms of COVID at school may be removed from the classroom and parents will be called to pick them up.
- The necessity of masking will be based on community transmission levels.
- Refunds will not be given due to COVID related absences.

Appendix C

2-Year-Old Addendum

We are so excited to have a 2-year-old program. As we work through the first couple weeks of school, we might need to modify some of the following information to best suit the needs of the class.

If your child wears diapers, please take the time to make sure your child is freshly changed before the school day begins. We ask that they bring 4 diapers in their red school bag each day they are in school. The school will provide hypoallergenic wipes for the children. **Diaper rash cream is considered a medication.** Before it can be applied, you will need to fill out a medication authorization form and turn it into the office. The children will be changed on an as needed basis and checked regularly. All children will have at least one diaper change during the school day. Some children will be further along than others in their toileting/potty training skills and that is fine. There is no pressure. We ask that you let your child's teacher know when you begin the potty-training process at home so that we can follow up at school. Once a child does become potty trained, the child remains in the class for the remainder of the year.

Pick-up for the first month, through October, will begin by 12:15. Should the children appear exhausted or have a hard time adjusting to the new schedule, we may need to continue early pick-up longer. The children are still young and getting used to all the fun and stimulation school brings, so we would like the time to ease them into their new routine. Please plan on picking your child up at the playground, weather permitting by 12:15. There will be a parent sign-out for you to initial at pick up and then you are free to take your child home or play on the playground for a few additional minutes. Please help your child follow school playground rules after you have signed them out. (This might be a great time to meet some of the new classmates!) Once the last child has been signed out the teachers will be needed back inside the preschool.